



**Brian Sandoval**  
*Governor*



**Richard Whitley**  
*Director*

State of Nevada  
**Department of Health and Human Services**  
*Office of Analytics*

---

*Behavioral Health Data*  
*Southern Nevada: Clark, Esmeralda, and Nye Counties*

**Kyra Morgan, MS**  
State Biostatistician

**Jen Thompson**  
Health Program Specialist II



# Office of Analytics

---

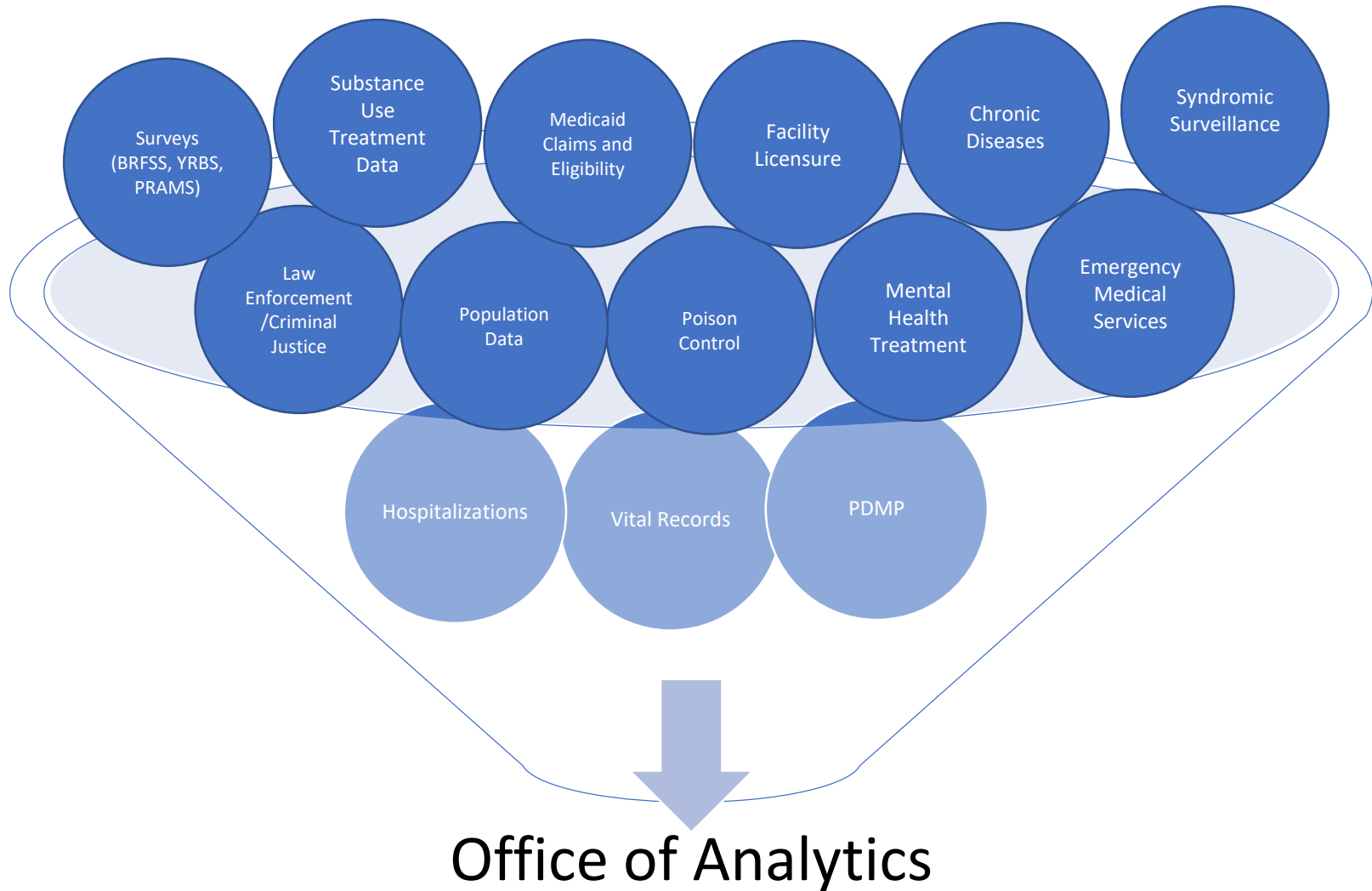
- Est. November, 2017
- Goal: To move from an analytic culture centered on required reporting and reactionary analytics, to an analytic culture of proactive analytics which drive policy and decision making across DHHS.
- Comprised of 30 analysts, biostatisticians, and health economists

# Office of Analytics

---

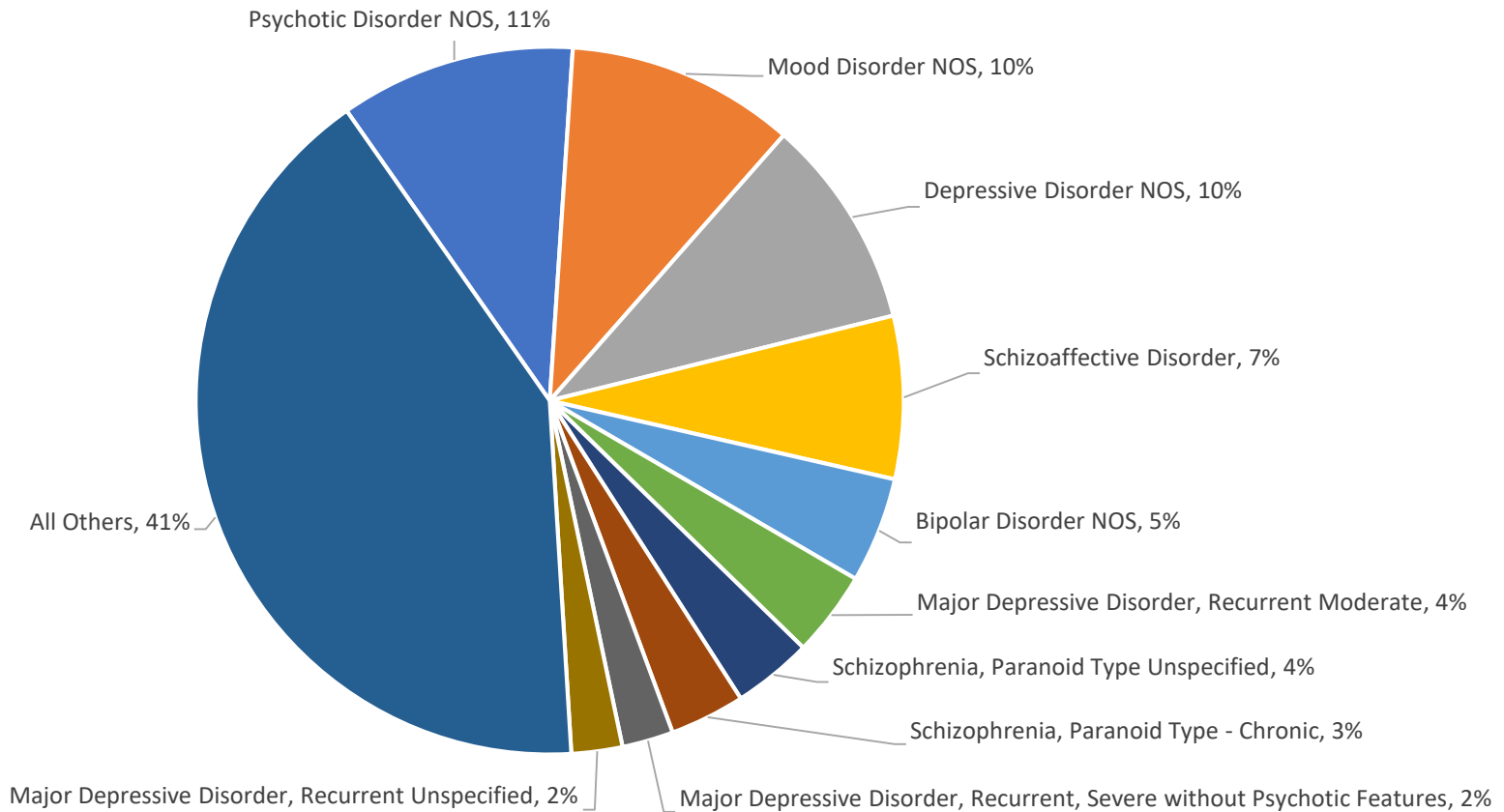
- Providing analytical support to:
  - Division of Public and Behavioral Health
  - Division of Healthcare Finance and Policy
  - Division of Child and Family Services
  - Division of Aging and Disability Services
  - Division of Welfare and Supportive Services
- Community Partners, University Researchers, Coalitions, Media, Public, etc.
- Helpdesk: [data@dhhs.nv.gov](mailto:data@dhhs.nv.gov)

# Office of Analytics



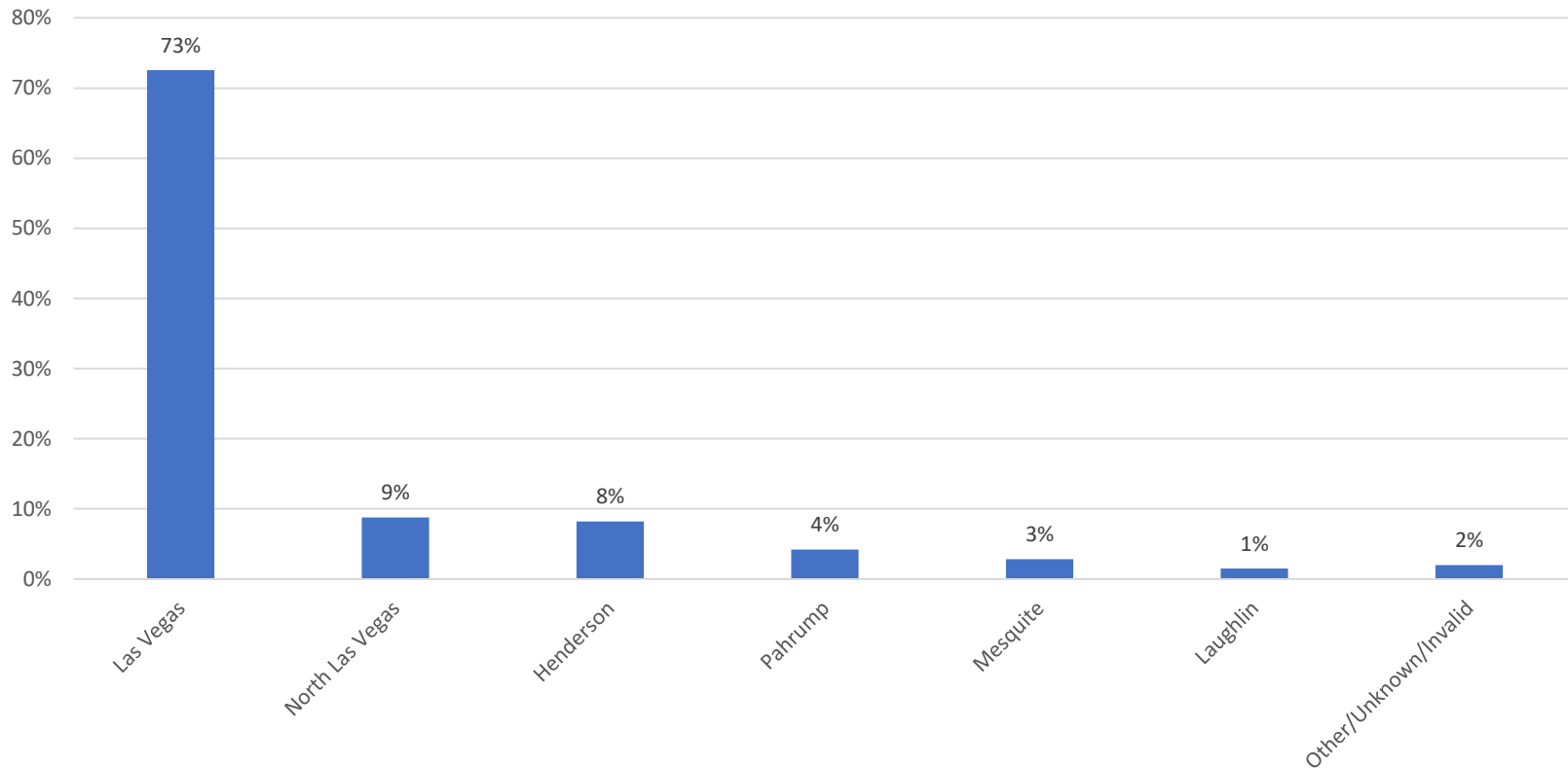
# Behavioral Health Data – State Facilities

Southern Nevada Region Counties Most Common Primary Diagnosis, 2010-2016.



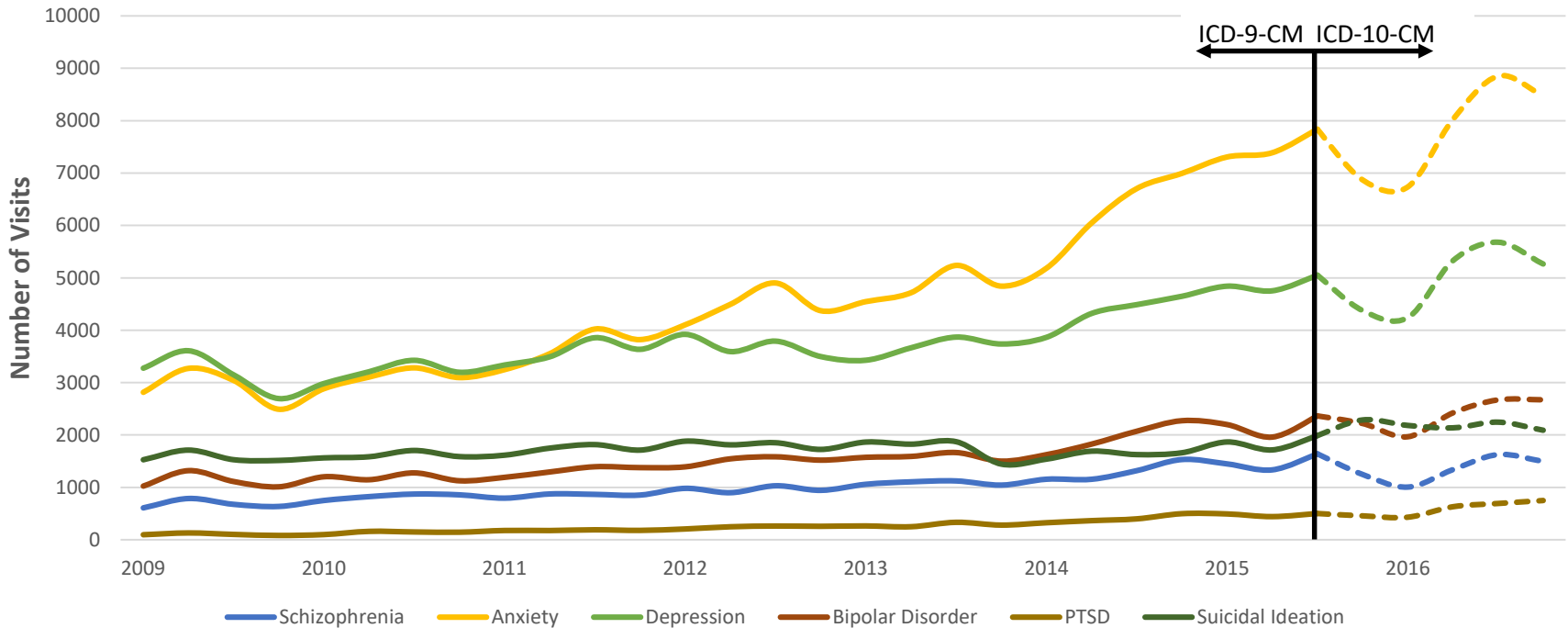
# Behavioral Health Data – State Facilities

Southern Nevada Region Counties Residents who Access Mental and Behavioral Health Clinics by City of Residence, 2010-2016.



# Behavioral Health Data – ER

Southern Nevada Region Counties Emergency Room Visits for Select Mental Health Disorders by Quarter, 2009-2016.

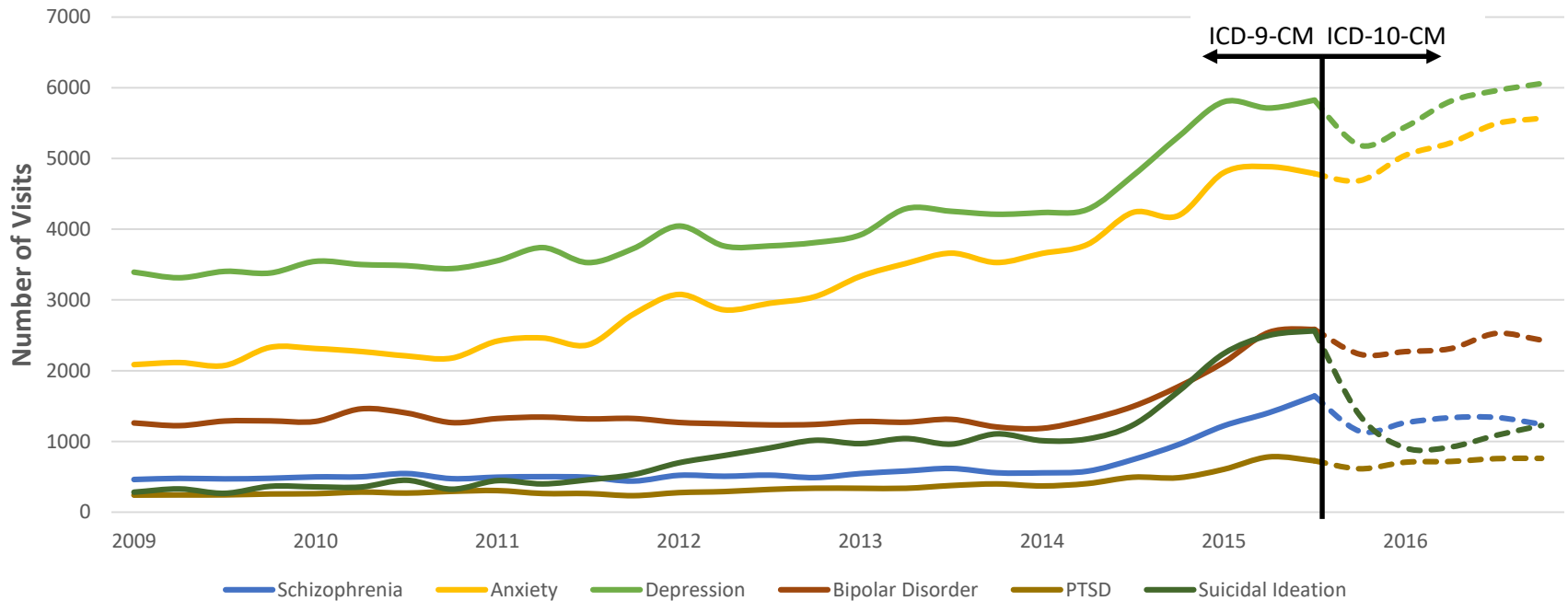


The following ICD-9 codes were used for analysis of mental disorders: 300.0 , 296.20-296.36, 311, 296.40-296.89, 309.81, 295, V11.0, and V62.84.

The following ICD-10 codes were used for analysis of mental disorders: F20, Z65.8, F41, F32.5, F32.9, F32.89, F31, F43.10, F43.12, and R45.851

# Behavioral Health Data – IP

Southern Nevada Region Counties Inpatient Admissions for Select Mental Health Disorders by Quarters, 2009-2016.



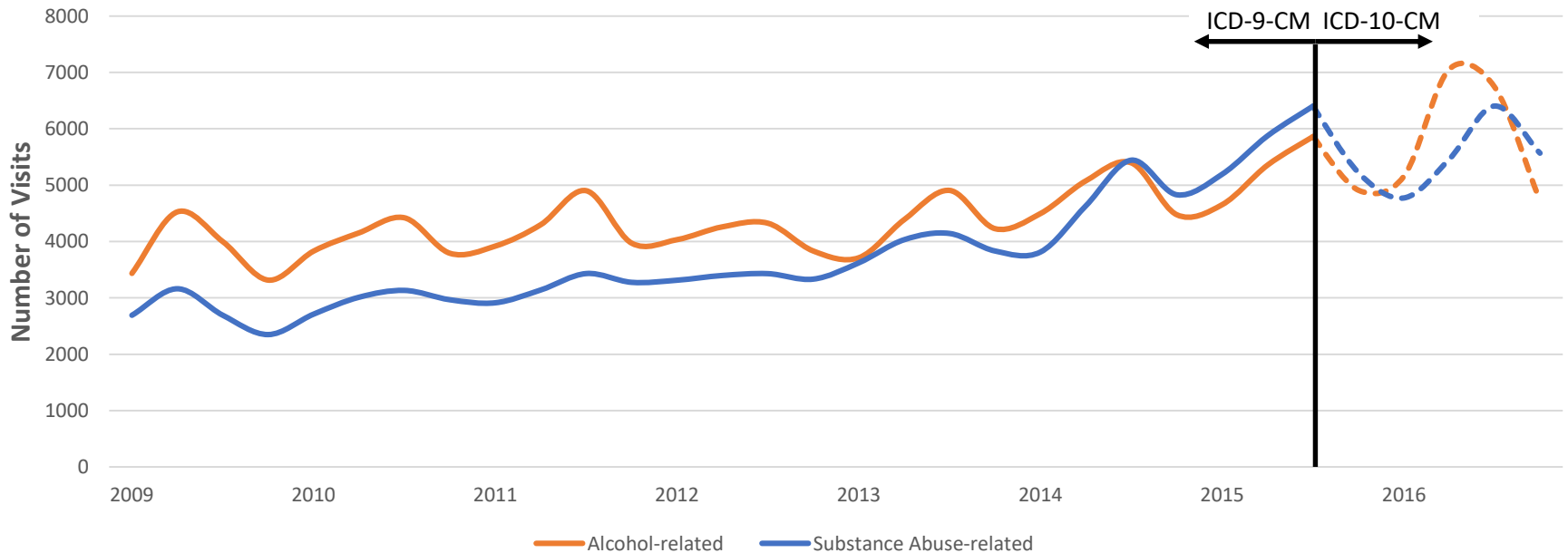
The following ICD-9 codes were used for analysis of mental disorders: 300.0 , 296.20-296.36, 311, 296.40-296.89, 309.81, 295, V11.0, and V62.84.

The following ICD-10 codes were used for analysis of mental disorders: F20, Z65.8, F41, F32.5, F32.9, F32.89, F31, F43.10, F43.12, and R45.851



# Behavioral Health Data – ER

## Southern Nevada Region Counties Emergency Room Visits for Alcohol- and Substance-Related Diagnoses by Quarter, 2009-2016.



The following ICD-9 codes were used for analysis of alcohol-related admissions: 291, 303, 305.0, 357.5, 425.5, 535.3, 571.0-571.3, 790.3, 980, and E860.

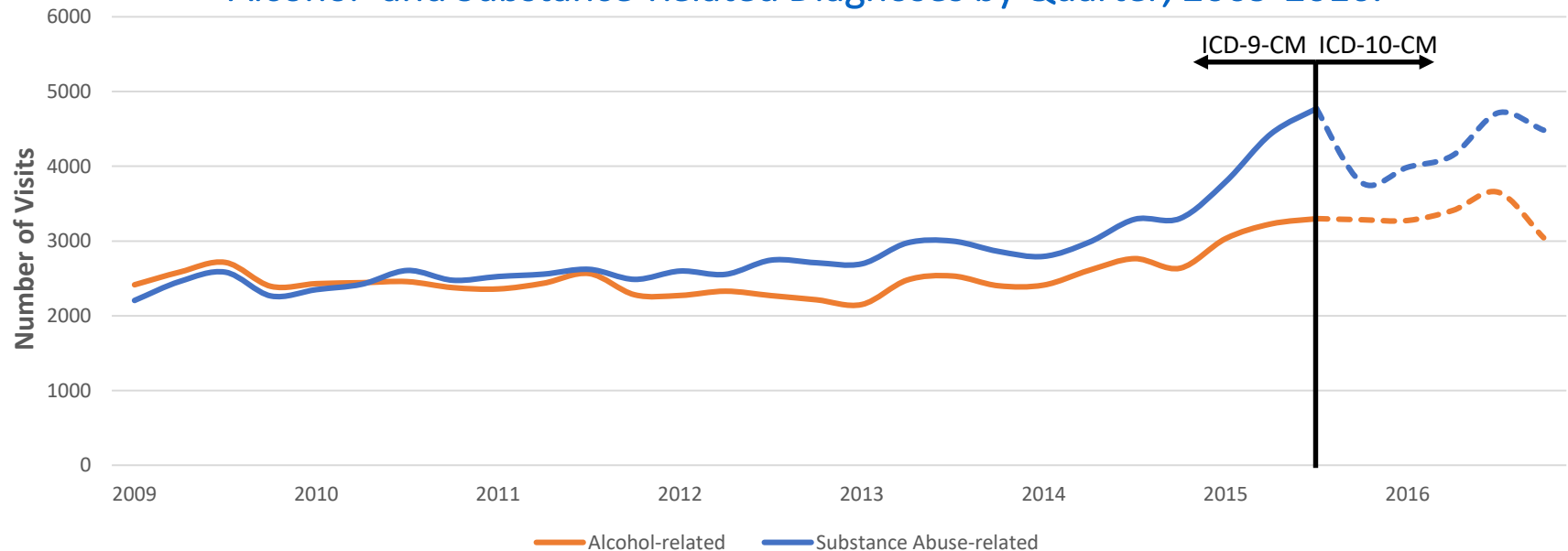
The following ICD-10 codes were used for analysis of alcohol-related admissions: F10, G62.1, I42.6, K29.2, K70, R78.0, and T51.

The following ICD-9 codes were used for analysis of substance-related admissions: 292, 304, 305.2-305.9, 965, 967, 968, 969, and 970.

The following ICD-10 codes were used for analysis of substance-related admissions: F11-F16, F18, F19, T39, T40, T41.0, T41.1, T41.2, T41.3, T41.4, T42.3, T43.4, T42.6, T42.7, T42.8, and T43.

# Behavioral Health Data – IP

Southern Nevada Region Counties Inpatient Admissions for Alcohol- and Substance-Related Diagnoses by Quarter, 2009-2016.



The following ICD-9 codes were used for analysis of alcohol-related admissions: 291, 303, 305.0, 357.5, 425.5, 535.3, 571.0-571.3, 790.3, 980, and E860.

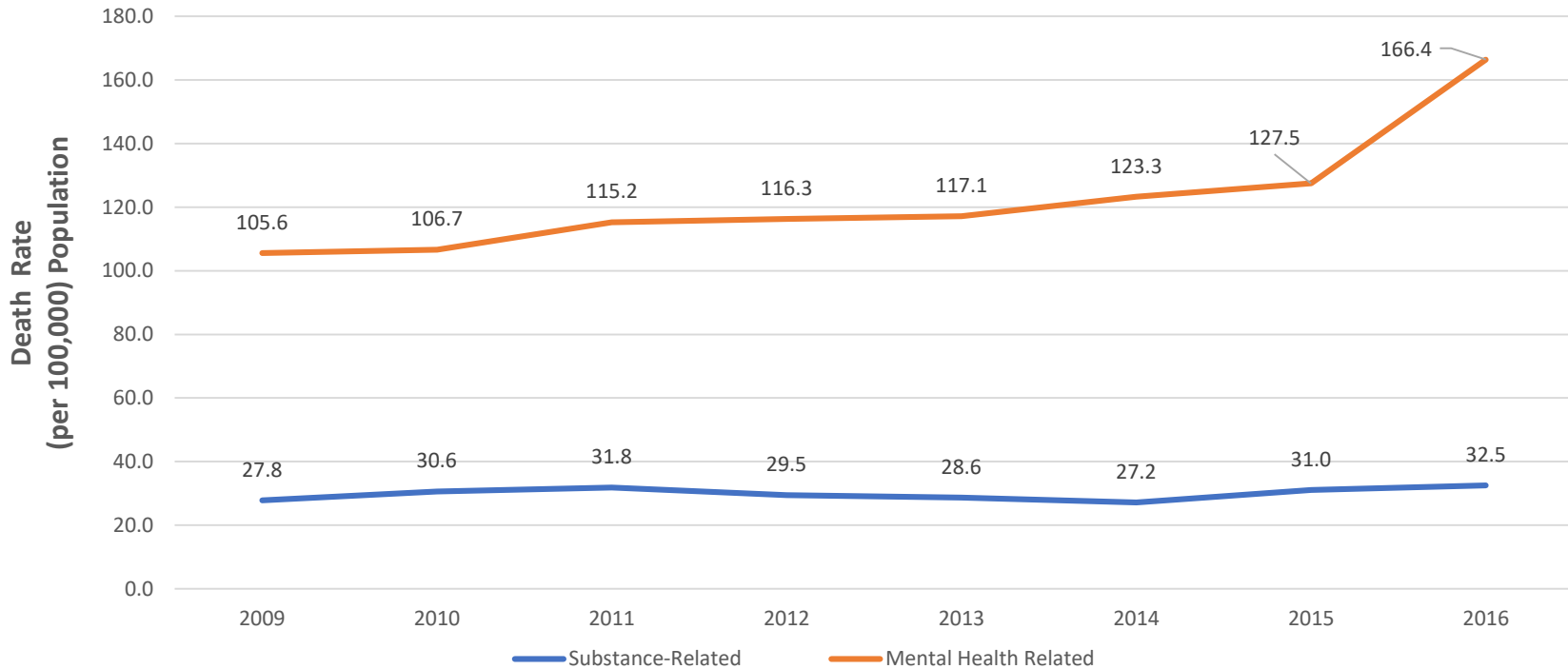
The following ICD-10 codes were used for analysis of alcohol-related admissions: F10, G62.1, I42.6, K29.2, K70, R78.0, and T51.

The following ICD-9 codes were used for analysis of substance-related admissions: 292, 304, 305.2-305.9, 965, 967, 968, 969, and 970.

The following ICD-10 codes were used for analysis of substance-related admissions: F11-F16, F18, F19, T39, T40, T41.0, T41.1, T41.2, T41.3, T41.4, T42.3, T43.4, T42.6, T42.7, T42.8, and T43.

# Behavioral Health Data – Deaths

Southern Nevada Region Counties Health and Substance-Related Deaths, 2009-2016.



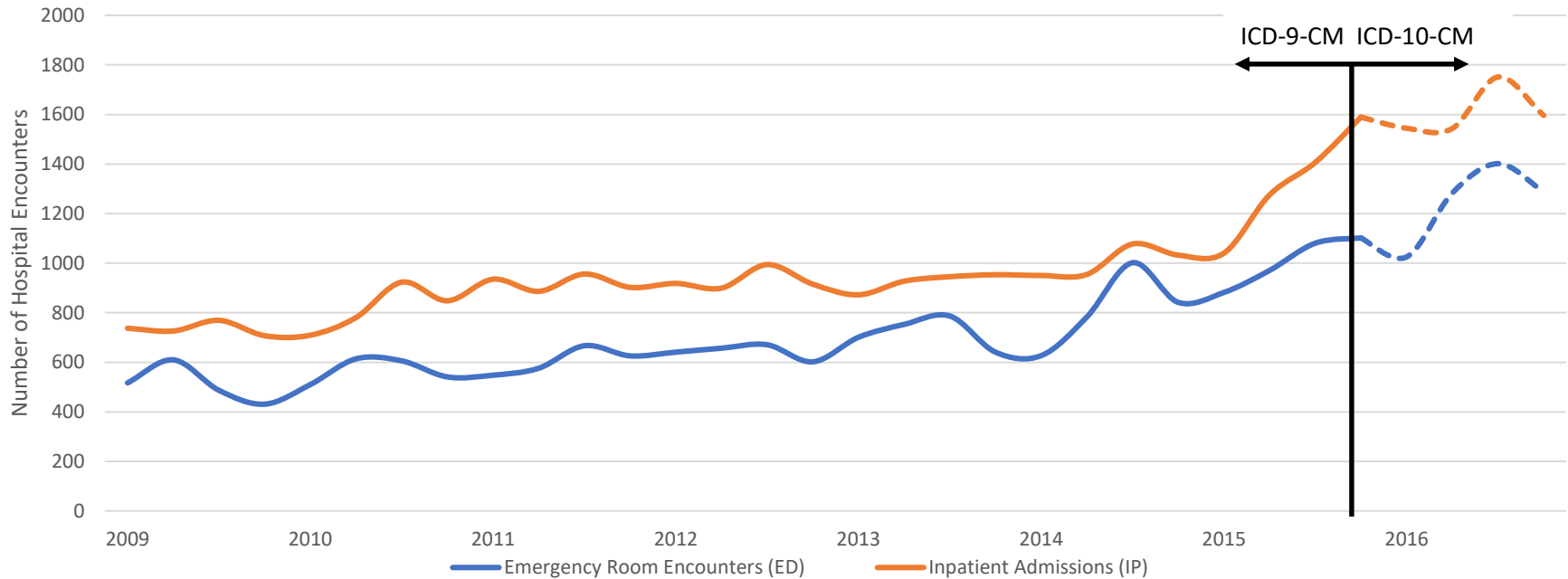
\* Data are preliminary and are subject to changes.

The following ICD-10 codes were used to define Mental Health Related Deaths: F00-F99.

The following ICD-10 codes were used to define Substance-Related Deaths: G312, G621, I426, G721, K292, K70, K860, R78, Y90, Y91, X40-X49, T36-T60, T65, F10, X60-X69, E244, K852, O354, Y10-Y19, P043, Q860, Z721, Z722, R781-R786, F11-F16, F18, X85-X90, O355, D521, P961, T96-T97, Y40-Y59, K711, N141, P044.

# Behavioral Health Data – ER and IP

Southern Nevada Region Counties Opioid-Related Hospitalizations by Quarter, 2009-2016.



The following ICD Codes are included in these data:

Opioid Related Disorders (All Diagnosis)

304.0 Opioid type dependence ICD-9-CM

304.7 Combinations of opioid type drug with any other drug ICD-9-CM

305.5 Nondependent opioid abuse ICD-9-CM

F11 Opioid related disorders ICD-10-CM

Opiate Poisoning (Principal Diagnosis)

965.0 Poisoning by opiates and related narcotics ICD-9-CM

T40.0 Poisoning by opium ICD-10-CM

T40.1 Poisoning by heroin ICD-10-CM

T40.2 Poisoning by other opioids ICD-10-CM

T40.3 Poisoning by methadone ICD-10-CM

T40.4 Poisoning by other synthetic narcotics ICD-10-CM

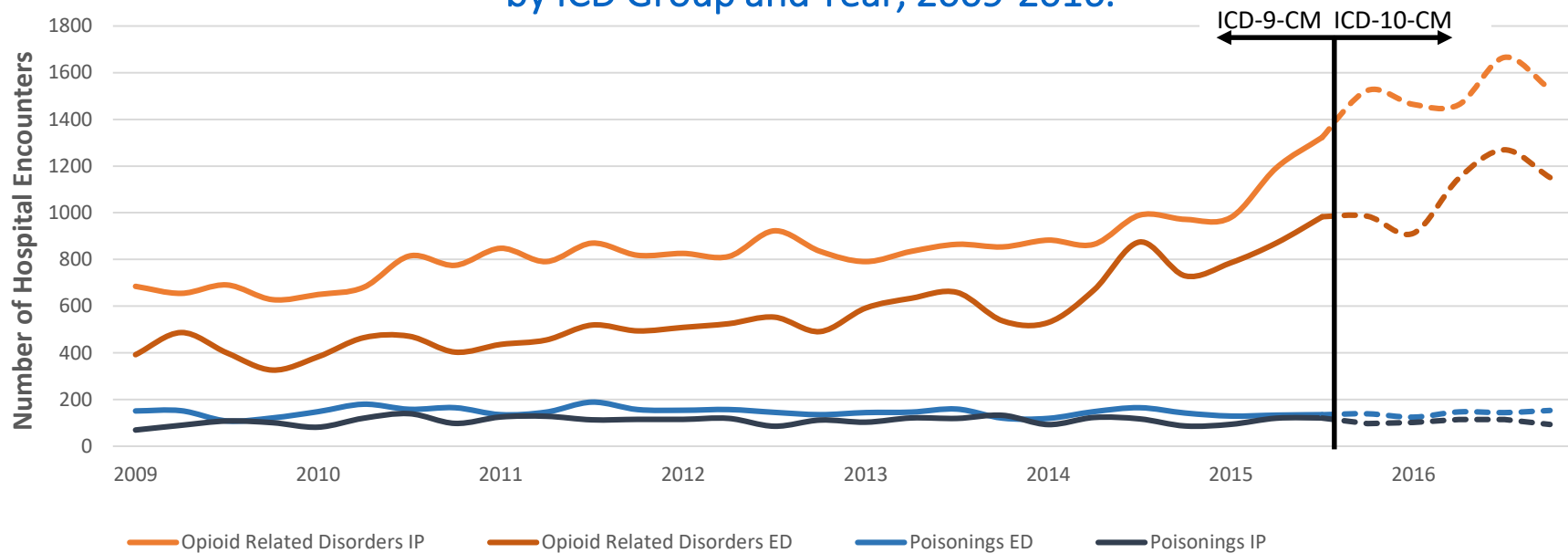
T40.6 Poisoning by other and unspecified narcotics ICD-10-CM

All Diagnosis

E850.0-E850.2 Accidental poisoning by opioids.

# Behavioral Health Data – ER and IP

## Southern Nevada Region Counties Opioid-Related Hospitalizations by ICD Group and Year, 2009-2016.



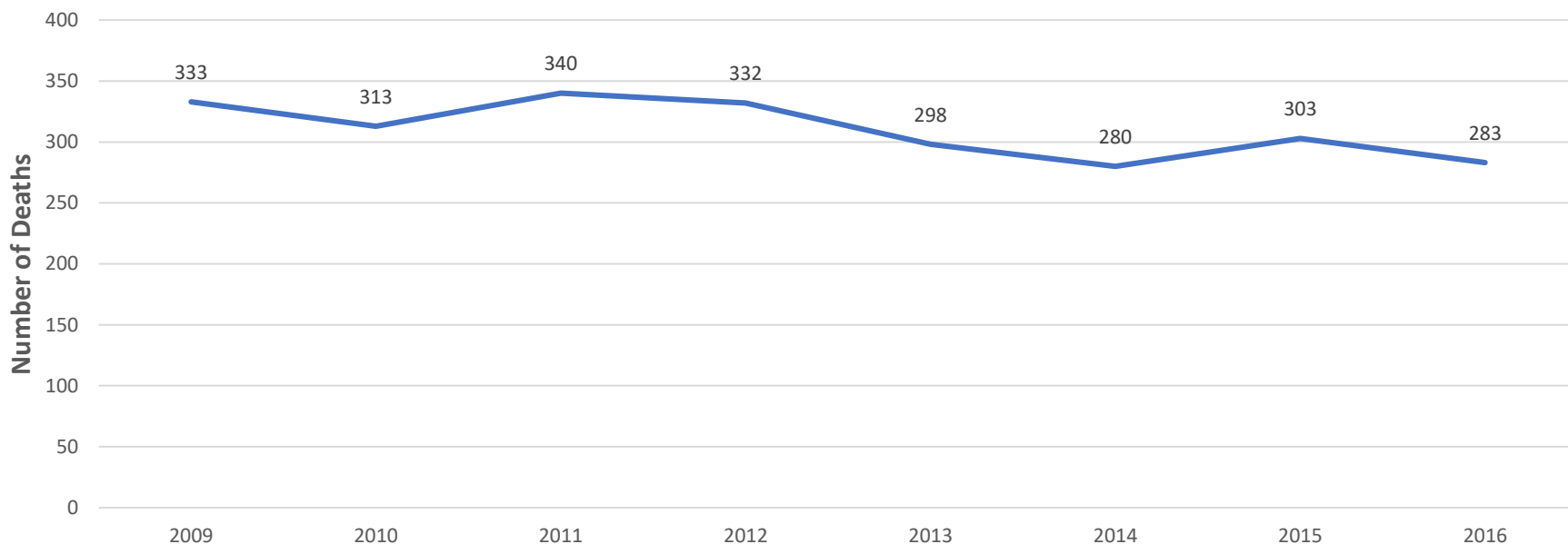
The following ICD Codes are included in these data:

- Opioid Related Disorders (All Diagnosis)
- 304.0 Opioid type dependence ICD-9-CM
- 304.7 Combinations of opioid type drug with any other drug ICD-9-CM
- 305.5 Nondependent opioid abuse ICD-9-CM
- F11 Opioid related disorders ICD-10-CM

- Opiate Poisoning (Principal Diagnosis)
- 965.0 Poisoning by opiates and related narcotics ICD-9-CM
- T40.0 Poisoning by opium ICD-10-CM
- T40.1 Poisoning by heroin ICD-10-CM
- T40.2 Poisoning by other opioids ICD-10-CM
- T40.3 Poisoning by methadone ICD-10-CM
- T40.4 Poisoning by other synthetic narcotics ICD-10-CM
- T40.6 Poisoning by other and unspecified narcotics ICD-10-CM
- All Diagnosis
- E850.0-E850.2 Accidental poisoning by opioids.

# Behavioral Health Data – Deaths

Southern Nevada Region Counties Opioid-Related Deaths, 2009-2016.



\* Data are preliminary and are subject to changes.

Deaths with any of the following ICD-10 codes as an underlying cause of death were first selected:

- 40-X44 Accidental poisonings by drugs
- X60-X64 Intentional self poisoning by drugs
- X85 Assault by drug poisoning
- Y10-Y14 Drug poisoning of underdetermined intent

The following axis (contributing causes of death) ICD-10 Codes are included in these data:

T40.0 Opium~	T40.1 Heroin
T40.2 Natural and semi-synthetic opioids	T40.3 Methadone
T40.4 Synthetic opioids	T40.6 Other and unspecified opioids

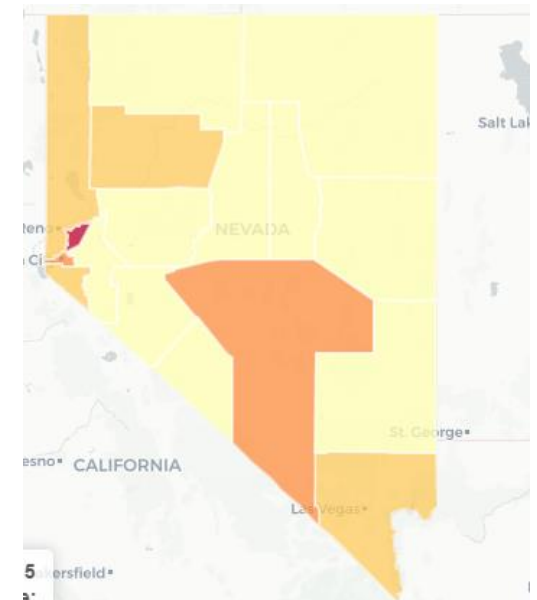
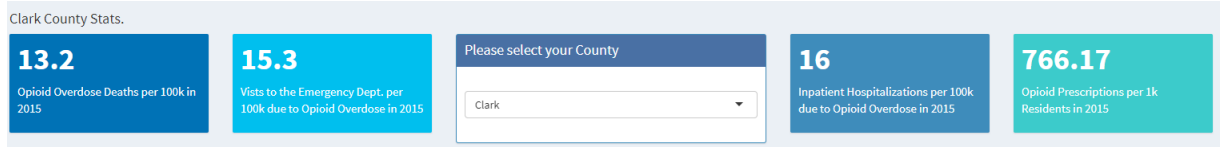
~Opium was included in analysis, since there have been 0 deaths related to opium it is not included in the tables and charts.

# Behavioral Health Data

Opioid Dashboard, Nevada, 2011-2015.

A data tool that provides enhanced data visualization and integration of statewide and geographically-specific non-fatal and fatal opioid-involved overdose and opioid prescription data

Web Address: <https://opioid.snhd.org/>



These data are currently being updated to include 2016 data.

# Contact Information

---

Jen Thompson  
Behavioral Health Data Manager  
Health Program Specialist II

Office of Analytics,  
Department of Health and Human Services  
[jlthompson@health.nv.gov](mailto:jlthompson@health.nv.gov) - 775-684-5897

[data@dhhs.nv.gov](mailto:data@dhhs.nv.gov)